

# Steel Accessories

for hand held demolition tools



*Atlas Copco*

---

# Steel Accessories

for pneumatic, hand held hydraulic, gas powered and electric demolition tools

The steel accessories in this catalog are intended for use with North American-specified construction tools. They are suitable for Chicago Pneumatic (CP) construction tools as well as North American versions of Atlas Copco (AC) and Kango tools. For information on accessories for hydraulic rig mounted breakers, ISO standard pneumatic tools and air line accessories, please ask for the international Atlas Copco accessory catalog 9800 0304 01. For the complete range of Kango accessories, please ask for the catalog 9800 0235 01.

## Quality steels:

For pneumatic tools, we manufacture from low carbon steel, proven to combine the benefits of a case hardened skin without the risks of core brittleness. Drill rods are manufactured from mining grade ore based steel. There are no re-melt contaminants in this steel, substantially increasing the fatigue life of the products.

- We end mill the striking face of all products. True contact between the piston and the striking end of the tool is the only way to minimize vibration and excessive wear on both hammer and accessory at the same time as transmitting the maximum blow energy to the workplace.
- The tools are forged under traditional heavy hammers. Only by use of this method are the most beneficial grain flows established. The result is greater strength and durability.
- We use electronically controlled and monitored fluidized bed furnaces. The products are processed in a chamber of molten aluminum oxide preventing airborne contaminants.
- After heat treatment all products are aggressively cleaned, inducing a positive stress into the skin of the chisel. This helps the durability of the product. The tools are then lacquer coated for maximum protection and attractive presentation. Special care is taken to prevent corrosion from within on all hollow drill rods.

## Product guarantee:

All our products are fully guaranteed against defects in the steel and manufacture. In the event of premature failure we undertake to provide replacement or appropriate credit, subject to the following conditions:

- We are notified within 30 days of discovery of failure. Breakages which have been accumulated over an extended period of time, and which have not been reported, cannot be considered.
  - The broken parts must be returned to the company or made available for inspection at the company's discretion.
  - The products have not been subjected to unreasonable use, or to abuse. The original heat treatment has not been interfered with.
  - The company will in no circumstances be liable for incidental or consequential damages for loss of use, revenue, or profit.
-

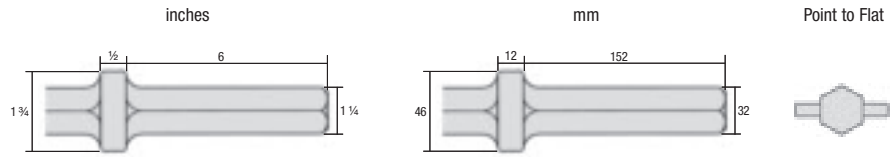
# Contents

<b>Demolition hammer steel</b>		<b>Page</b>
<b>Hex 1 ¼ x 6 in</b>	<b>Hex 32 x 152 mm</b>	<b>point to flat</b>
CP: 1210 / 1230 / 1240 / 0117		<b>2</b>
AC: TEX P 22 / 23 / 27/ 28 / 32 / 33 / 39 / 40 / 60 / 90, TEX 22H / 23HE / 27H / 28HE and Cobra mk1		
<b>Hex 1 ½ x 6 in</b>	<b>Hex 28 x 152 mm</b>	<b>point to flat</b>
CP: 1210 / 1230 / 1240 / 0117		<b>3</b>
AC: TEX P 22 / 23 / 27/ 28 / 32 / 33 / 39 / 40 / 60 / 90, TEX 22H / 23HE / 27H / 28HE and Cobra mk1		
<b>Hex 1 x 4 ¼ in</b>	<b>Hex 25 x 108 mm</b>	<b>flat to flat</b>
AC: TEX P14 / P15 / P18 / P19 / P22 / P23, TEX 18H / 19HE / 22H / 23HE		<b>4</b>
CP: 1210 / 0111		
<b>Hex 7/8 x 4 ¼ in</b>	<b>Hex 22 x 108 mm</b>	<b>point to flat</b>
AC: Cobra 149 / 248 and Pionjär 120 / 130 / 140 / 150		<b>5</b>
<b>Hex 7/8 x 3 ¼ in</b>	<b>Hex 22 x 82.5 mm</b>	<b>flat to flat</b>
CP: 0222 / 0014		<b>6</b>
AC: TEX 9 / 11		
<b>Rivet Buster steel</b>		<b>7</b>
CP: 4180 / 4181		
AC: TEX 830 / 1133		
<b>Sq ¾ x 3 ¼ in</b>	<b>Sq 19 x 82 mm</b>	<b>7</b>
CP: FL22		
<b>Rd 1 x 3 in</b>	<b>Rd 25 x 75 mm</b>	<b>8</b>
CP: FL22		
<b>Chipping hammer steel</b>		
CP: 4121 / 4123 / 4125 / 4127 / 4129 / 4130		
AC: TEX 317 / 318 / 319 / 419		
<b>Rd .680 in</b>	<b>Rd 17.3 mm</b>	<b>round collar</b>
		<b>8</b>
<b>Rd .680 in</b>	<b>Rd 17.3 mm</b>	<b>oval collar</b>
		<b>9</b>
<b>Hex .580 in</b>	<b>Hex 14.7 mm</b>	<b>round collar</b>
		<b>10</b>
<b>Hex .580 in</b>	<b>Hex 14.7 mm</b>	<b>oval collar</b>
		<b>11</b>
<b>CP 9 rotary hammer steel and drill steel</b>		
CP: 0009A		
AC: DKR 36R		
<b>Rd ¾ x 3 ¾ in</b>	<b>Rd 19 x 95 mm</b>	<b>steel</b>
		<b>12</b>
<b>Rd ¾ x 3 ¾ in</b>	<b>Rd 19 x 95 mm</b>	<b>drill steel</b>
		<b>13</b>
<b>Drill steel</b>		
<b>Hex 7/8 x 4 ¼ in</b>	<b>Hex 22 x 108 mm</b>	<b>integral drills</b>
AC: BBD 12 / 15, RH 571 / 572 / 658, Cobra 149 / 248 and Pionjär 120 / 140		<b>14</b>
CP: 0022 / 0032 / 0069		
<b>Hex 7/8 x 3 ¼ in</b>	<b>Hex 22 x 82.5 mm</b>	<b>integral drills</b>
CP: 0014 / 0022 / 0032		<b>15</b>
<b>Hex 1 x 4 ¼ in</b>	<b>Hex 25 x 108 mm</b>	<b>H thread rods</b>
CP: 0032 / 0069		<b>16</b>
AC: RH 658L-01		
<b>Hex 7/8 x 4 ¼ in</b>	<b>Hex 22 x 108 mm</b>	<b>H thread rods</b>
AC: BBD 12 / 15, RH 571 / 572 / 658, Cobra 149 / 248 and Pionjär 120 / 140		<b>16</b>
CP: 0022 / 0032 / 0069		
<b>Hex 7/8 x 3 ¼ in</b>	<b>Hex 22 x 82.5 mm</b>	<b>H thread rods</b>
CP: 0014 / 0022 / 0032		<b>17</b>
<b>H thread carbide cross bits</b>		<b>17</b>
<b>Electrical hammer steel</b>		
<b>SDS Max</b>		<b>18</b>
Kango: 710M / 760M / 800 M / 810 M / 840M / 845M / 850M / 900M / 1400M		
<b>Spline</b>		<b>18</b>
Kango: 430S / 637S / 638S / 750S / 760S / 800S / 810S / 840S / 845S / 850S / 950S		
<b>Full Hex</b>		<b>19</b>
Kango: 700B / 710B / 900B / 928B / 1400B		
<b>Ordering numbers in sequence</b>		<b>20</b>
<b>CP cross reference</b>		<b>21</b>

# Demolition hammer steel

## Shank

Hex 1 ¼ x 6 in  
Hex 32 x 152 mm



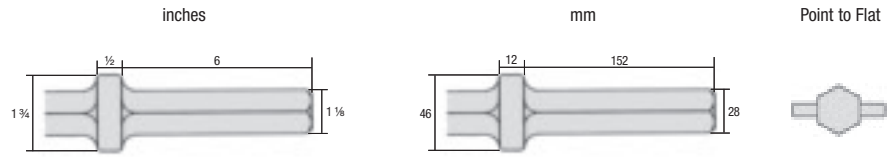
Type of working end	Body section	Description	Tip width / Blade size		Length under collar		Weight		Ordering No
			in.	mm	in.	mm	lb.	kg	
		Moiil point			14	355	7 ¾	3.5	<b>3083 3285 00</b>
					18	450	8 ¾	4.0	<b>3083 4000 10</b>
					24	610	11	5.0	<b>3083 4000 20</b>
					36	915	15 ¾	7.2	<b>3083 4000 30</b>
		Narrow chisel	1 ¾	35	14	355	7 ¾	3.5	<b>3083 3286 00</b>
			1 ¾	35	18	450	8 ¾	4.0	<b>3083 4001 10</b>
			1 ¾	35	24	610	11	5.0	<b>3083 4001 20</b>
			1 ¾	35	36	915	15 ¾	7.2	<b>3083 4001 30</b>
		Wide chisel	3 x 2	75 x 50	15	380	8 ¾	4.0	<b>3083 3295 00</b>
			3 x 2	75 x 50	18	450	10	4.5	<b>3083 4002 00</b>
			3 x 2	75 x 50	24	610	12 ¾	5.8	<b>3083 4002 10</b>
			3 x 2	75 x 50	36	915	18	8.2	<b>3083 4002 20</b>
		Asphalt cutter	5 x 6	125 x 150	13	330	8 ¾	4.0	<b>3083 3296 00</b>
			4 ½ x 5	115 x 125	12	305	8 ¼	3.7	<b>3083 4004 00</b>
		Asphalt cutter	5 x 6	125 x 150	13	320	9 ½	4.3	<b>3083 3298 00</b>
		Digging chisel	3 x 9	75 x 230	15	380	9 ¼	4.2	<b>3083 3297 00</b>
		Clay spade	5 ½ x 9	140 x 230	15	380	12	5.5	<b>3083 3299 00</b>
		Bushing tool	2 sq	50 sq	9	230	8 ½	3.9	<b>3083 4003 00</b>
		Wedge chisel	2 x 12	50 x 305	16	400	12	5.5	<b>3083 3300 00</b>
		Tie tamper	4	100	16	400	10	4.5	<b>3083 3314 00</b>
		Concrete buster	1 ¼ x 2 ¼ dia	32 x 57 dia	15	380	10 ¾	4.9	<b>3083 4005 00</b>
		Shaft for pad			9	230	5 ½	2.5	<b>3083 3287 00</b>
		Tamping pad	7 dia	180 dia			16 ½	7.5	<b>3083 3301 00</b>
			6 sq	150 sq			18 ¼	8.3	<b>3083 3302 00</b>

For moiil points, narrow chisels and wide chisels, other lengths are available upon request.

# Demolition hammer steel

## Shank

Hex 1 1/8 x 6 in  
Hex 28 x 152 mm



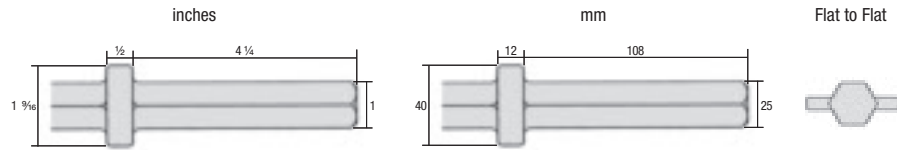
Type of working end	Body section	Description	Tip width / Blade size		Length under collar		Weight		Ordering No
			in.	mm	in.	mm	lb.	kg	
		Moiil point			14	350	6	2.5	<b>3083 3267 00</b>
					18	450	7 1/4	3.3	<b>3083 4015 10</b>
					24	610	9	4.0	<b>3083 4015 20</b>
					36	915	12 1/2	5.7	<b>3083 4015 30</b>
		Narrow chisel	1 1/4	32	14	350	6	2.5	<b>3083 3268 00</b>
			1 1/4	32	18	450	7 1/4	3.3	<b>3083 4016 10</b>
			1 1/4	32	24	610	9	4.0	<b>3083 4016 20</b>
			1 1/4	32	36	915	12 1/2	5.7	<b>3083 4016 30</b>
		Wide chisel	3 x 2	75 x 50	15	380	7 1/4	3.3	<b>3083 3289 00</b>
			3 x 2	75 x 50	18	450	8 3/4	3.7	<b>3083 4017 00</b>
			3 x 2	75 x 50	24	610	10 3/4	4.9	<b>3083 4017 10</b>
			3 x 2	75 x 50	36	915	15 1/4	6.9	<b>3083 4017 20</b>
		Asphalt cutter	5 x 6	125 x 150	13	330	8 1/4	3.7	<b>3083 3290 00</b>
			4 x 5	115 x 125	11	280	8	3.6	<b>3083 4019 00</b>
		Asphalt cutter	5 x 6	125 x 150	13	320	9 1/2	4.3	<b>3083 3292 00</b>
		Digging chisel	3 x 9	75 x 230	15	380	8 3/4	4.0	<b>3083 3291 00</b>
		Clay spade	5 1/2 x 9	140 x 230	15	380	10 3/4	4.9	<b>3083 3293 00</b>
		Bushing tool	2 sq	50 sq	9	230	8 1/4	3.7	<b>3083 4018 00</b>
		Wedge chisel	2 x 12	50 x 305	16	400	11	5.0	<b>3083 3294 00</b>
		Concrete buster	1 1/4 x 2 1/4 dia	32 x 57 dia	15	380	10	4.5	<b>3083 4020 00</b>
		Shaft for pad			9	230	4 1/2	2.0	<b>3083 3269 00</b>
		Tamping pad	7 dia	180 dia			16 1/2	7.5	<b>3083 3301 00</b>
			6 sq	150 sq			18 1/4	8.3	<b>3083 3302 00</b>

For moiil points, narrow chisel and wide chisels, other lengths available upon request.

# Demolition hammer steel

## Shank

Hex 1 x 4 1/4 in  
Hex 25 x 108 mm



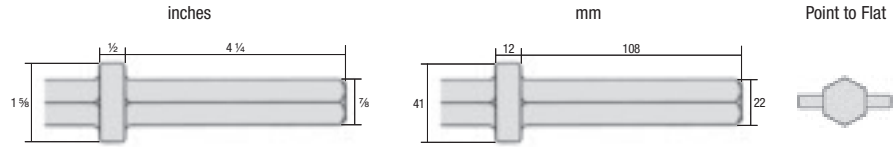
Type of working end	Body section	Description	Tip width / Blade size		Length under collar		Weight		Ordering No
			in.	mm	in.	mm	lb.	kg	
		Moil point			15	380	4 1/2	2.1	<b>3083 4030 00</b>
					18	450	5 1/2	2.5	<b>3083 4030 10</b>
					24	610	6 3/4	3.1	<b>3083 4030 20</b>
					36	915	9	4.1	<b>3083 4030 30</b>
		Narrow chisel	1 1/8	28	15	380	4 1/2	2.1	<b>3083 3309 00</b>
			1 1/8	28	18	450	5 1/2	2.5	<b>3083 4031 10</b>
			1 1/8	28	24	610	6 3/4	3.1	<b>3083 4031 20</b>
			1 1/8	28	36	915	9	4.1	<b>3083 4031 30</b>
		Wide chisel	3 x 2	75 x 50	15	380	5 1/2	2.6	<b>3083 3310 00</b>
			3 x 2	75 x 50	18	450	6 1/4	2.9	<b>3083 4032 00</b>
			3 x 2	75 x 50	24	610	7 1/2	3.4	<b>3083 4032 10</b>
			3 x 2	75 x 50	36	915	10	4.5	<b>3083 4032 20</b>
		Asphalt cutter	5 x 6	125 x 150	13	330	7 1/2	3.4	<b>3083 4033 00</b>
			4 1/2 x 5	115 x 125	12	305	6 3/4	3.1	<b>3083 4034 00</b>
		Asphalt cutter	4 3/4 x 7 1/2	120 x 190	13	330	8 3/4	4.0	<b>3083 3312 00</b>
		Digging chisel	3 x 9	75 x 230	15	380	7 3/4	3.5	<b>3083 3311 00</b>
		Clay spade	5 x 8	125 x 205	16	410	7 1/2	3.4	<b>3083 4035 00</b>
			4 x 6 1/2	100 x 165	16	410	6 1/4	2.8	<b>3083 4035 10</b>
		Wedge chisel	2 x 12	50 x 305	15	380	9 1/2	4.3	<b>3083 3313 00</b>
		Bushing tool	2 sq	50 sq	9	230	6 1/4	2.8	<b>3083 4036 00</b>
		Shaft for pad			11	280	3 1/2	1.6	<b>3083 4037 00</b>
		Tamping pad	7 dia	175 dia			16	7.3	<b>3083 3252 10</b>
			7 sq	175 sq			13 1/2	6	<b>3083 3239 00</b>

For moil points, narrow chisels and wide chisels, other lengths available upon request.

# Demolition hammer steel

## Shank

Hex 7/8 x 4 1/4 in  
Hex 22 x 108 mm



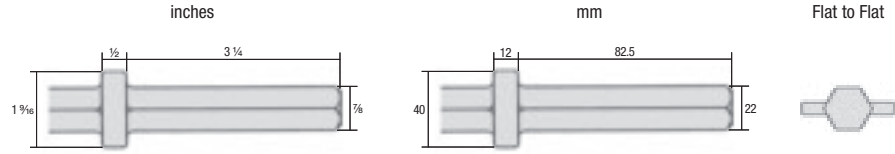
Type of working end	Body section	Description	Tip width / Blade size		Length under collar		Weight		Ordering No
			in.	mm	in.	mm	lb.	kg	
		Moiil point			14	350	3 1/2	1.4	<b>3083 3228 00</b>
					19	480	4 1/2	2.0	<b>3083 3229 00</b>
		Wide chisel	1 3/4	45	9 1/2	240	2 3/4	1.2	<b>3083 3231 00</b>
			1 3/4	45	13 1/2	340	3 1/2	1.4	<b>3083 3230 00</b>
			1 3/4	45	18	450	4 1/2	2.0	<b>3083 4071 00</b>
		Broad chisel	3 x 2	75 x 50	15	380	5 3/4	2.6	<b>3083 3232 00</b>
			3 x 2	75 x 50	18	450	6 3/4	3.1	<b>3083 4072 00</b>
		Asphalt cutter	5 x 6	125 x 150	14	350	6 1/2	3.0	<b>9245 2812 90</b>
		Asphalt cutter	4 3/4 x 7 1/2	120 x 190	13	330	7	3.2	<b>3083 3234 00</b>
		Digging chisel	3 x 4 1/4	75 x 110	11	280	6	2.7	<b>3083 3233 00</b>
			3 x 8	75 x 195	13	320	7	3.2	<b>3083 4073 00</b>
		Tie tamper	3 1/2	90	15 1/2	390	6 1/2	3.0	<b>3083 3237 00</b>
			3 1/2	90	18	460	7	3.2	<b>9245 2823 30</b>
			3 1/2	90	22	550	8 1/2	3.9	<b>9245 2822 40</b>
		Clay spade	5 x 8	125 x 205	14	350	7 1/2	3.4	<b>3083 3235 00</b>
		Frost wedge	1 3/8 x 7	35 x 180	15	380	6 1/4	2.8	<b>3083 3236 00</b>
		Shaft for pad			7 1/4	185	3	1.3	<b>3083 3238 00</b>
		Tamping pad	7 dia	175 dia			16	7.3	<b>3083 3252 10</b>
			7 sq	175 sq			13 1/2	6	<b>3083 3239 00</b>

For moiil points, narrow chisels and wide chisels, other lengths available upon request.

# Demolition hammer steel

## Shank

Hex  $\frac{7}{8}$  x  $3\frac{1}{4}$  in  
Hex 22 x 82.5 mm



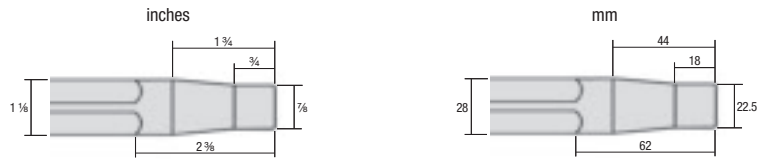
Type of working end	Body section	Description	Tip width / Blade size		Length under collar		Weight		Ordering No
			in.	mm	in.	mm	lb.	kg	
		Moil point			14	355	3 1/4	1.5	<b>3083 4050 00</b>
					18	450	4	1.8	<b>3083 4050 10</b>
					24	610	5	2.3	<b>3083 4050 20</b>
					36	915	6	2.7	<b>3083 4050 30</b>
		Narrow chisel	1	25	14	355	3 1/4	1.5	<b>3083 3303 00</b>
			1	25	18	450	4	1.8	<b>3083 4051 10</b>
			1	25	24	610	5	2.3	<b>3083 3304 00</b>
			1	25	36	915	6	2.7	<b>3083 4051 30</b>
		Wide chisel	3 x 1 1/4	75 x 30	14	355	4	1.8	<b>3083 3305 00</b>
			3 x 1 1/4	75 x 30	18	450	4 3/4	2.2	<b>3083 4052 10</b>
			3 x 1 1/4	75 x 30	24	610	6	2.7	<b>3083 4052 20</b>
			3 x 1 1/4	75 x 30	36	915	8	3.6	<b>3083 4052 30</b>
		Asphalt cutter	5 x 6	125 x 150	12	310	6 1/2	3.0	<b>3083 4053 00</b>
		Asphalt cutter	4 3/4 x 7 1/2	120 x 190	13	330	8	3.6	<b>3083 3307 00</b>
		Digging chisel	3 x 9	75 x 230	14	355	7	3.2	<b>3083 3306 00</b>
		Clay spade	4 x 6 1/2	100 x 165	14	355	6	2.7	<b>3083 4055 00</b>
			5 x 8	125 x 205	17	430	8	3.6	<b>3083 3308 00</b>
		Bushing tool	2 sq	50 sq	9	230	4	1.8	<b>3083 4056 00</b>
		Wedge chisel	1 3/8 x 7	35 x 180	15	380	7 1/4	3.3	<b>3083 4057 00</b>
		Shaft for pad			8	205	2 1/2	1.1	<b>3083 4058 00</b>
		Tamping pad	7 dia	175 dia			16	7.3	<b>3083 3252 10</b>
			7 sq	175 sq			13 1/2	6	<b>3083 3239 00</b>

For moil points, narrow chisels and wide chisels, other lengths available upon request.



# Demolition hammer steel

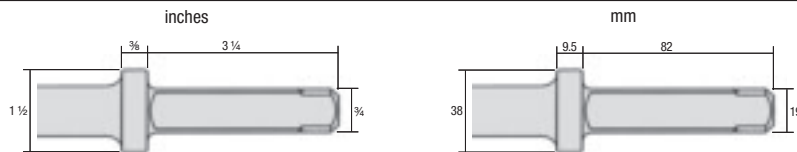
## Rivet Buster Steel



Type of working end	Body section	Description	Tip width / Blade size		Length overall		Weight		Ordering No
			in.	mm	in.	mm	lb.	kg	
		Moil point			10	255	2	0.9	<b>3083 4140 00</b>
					12	305	2 1/2	1.1	<b>3083 4140 10</b>
					18	450	4	1.8	<b>3083 4140 20</b>
		Narrow chisel	1	23	10	255	2	0.9	<b>3083 4141 00</b>
			1	23	12	305	2 1/2	1.1	<b>3083 4141 10</b>
			1	23	18	450	4	1.8	<b>3083 4141 20</b>
		Loose rivet buster	1 1/8	28	10	255	2	0.9	<b>3083 4142 00</b>
			1 1/8	28	12	305	2 1/2	1.1	<b>3083 4142 10</b>
			1 1/8	28	18	450	4	1.8	<b>3083 4146 20</b>
		Tight rivet buster	1 1/8	28	10	255	2	0.9	<b>3083 4145 00</b>
			1 1/8	28	12	305	2 1/2	1.1	<b>3083 4145 10</b>
			1 1/8	28	18	450	4	1.8	<b>3083 4145 20</b>
		Drift pin driver	7/8 dia	22 dia	7 1/2	190	1 1/2	0.7	<b>3083 4143 00</b>
		Ripper			9	230	1 3/4	0.8	<b>3083 4144 00</b>
		Backout punch	1/2	12.5	9 3/4	250	1 1/2	0.7	<b>3083 4147 00</b>
			5/8	16	9 3/4	250	1 3/4	0.8	<b>3083 4147 10</b>
			3/4	20	9 1/2	240	1 3/4	0.8	<b>3083 4147 20</b>
			3/4	20	12	300	2 1/2	1.1	<b>3083 4147 30</b>
			7/8	22	9 1/2	240	2	0.9	<b>3083 4147 40</b>
			7/8	22	12	300	2 3/4	1.2	<b>3083 4147 50</b>
			1	25	9 1/2	240	2 1/2	1.0	<b>3083 4147 60</b>
1	25	12	300	2 3/4	1.2	<b>3083 4147 70</b>			

## Shank

Sq 3/4 x 3 1/4 in  
Sq 19 x 82 mm

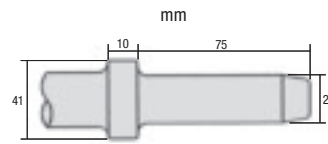
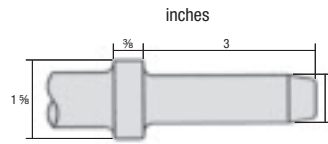


Type of working end	Body section	Description	Tip width / Blade size		Length overall		Weight		Ordering No
			in.	mm	in.	mm	lb.	kg	
		Moil point			13	330	3	1.4	<b>3083 4170 00</b>
		Narrow chisel			13	330	3	1.4	<b>3083 4170 10</b>
		Clay spade	4 x 6 1/2	100 x 165	14	350	5 1/4	2.4	<b>3083 4170 20</b>
			5 x 8	125 x 205	16	400	6 3/4	3.1	<b>3083 4170 30</b>

# Demolition / Chipping Hammer steel

## Shank

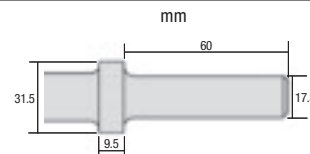
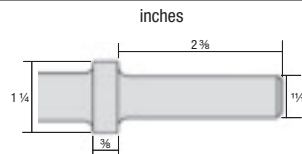
Rd 1 x 3 in  
Rd 25 x 75 mm



Type of working end	Body section	Description	Tip width / Blade size		Length overall		Weight		Ordering No
			in.	mm	in.	mm	lb.	kg	
		Moil point			13	330	3 1/2	1.6	<b>3083 3265 00</b>
		Narrow chisel	1	25	13	330	3 1/2	1.6	<b>3083 3266 00</b>

## Shank

Rd .680 in  
Rd 17.3 mm



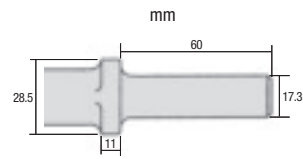
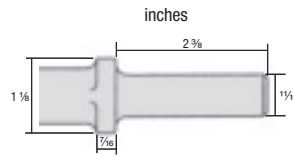
Round collar



Type of working end	Body section	Description	Tip width / Blade size		Length overall		Weight		Ordering No
			in.	mm	in.	mm	lb.	kg	
		Moil point			9	230	1 1/4	0.6	<b>3083 4110 00</b>
					12	305	1 3/4	0.8	<b>3083 4110 10</b>
					18	450	2 1/2	1.1	<b>3083 4110 20</b>
					24	610	3 1/2	1.6	<b>3083 4110 30</b>
					36	915	5	2.3	<b>3083 4110 40</b>
					48	1220	6 1/2	3.0	<b>3083 4110 50</b>
					60	1525	8	3.6	<b>3083 4110 60</b>
					72	1830	10	4.5	<b>3083 4110 70</b>
		Narrow chisel	3/4	20	9	230	1 1/4	0.6	<b>3083 4111 00</b>
			3/4	20	12	305	1 3/4	0.8	<b>3083 4111 10</b>
			3/4	20	18	450	2 1/2	1.1	<b>3083 4111 20</b>
			3/4	20	24	610	3 1/2	1.6	<b>3083 4111 30</b>
			3/4	20	36	915	5	2.3	<b>3083 4111 40</b>
			3/4	20	48	1220	6 1/2	3.0	<b>3083 4111 50</b>
			3/4	20	60	1525	8	3.6	<b>3083 4111 60</b>
		Wide chisel	1 1/2	38	9	230	1 3/4	0.8	<b>3083 4112 00</b>
			1 1/2	38	12	305	2 1/4	1.0	<b>3083 4112 10</b>
			1 1/2	38	18	450	3	1.4	<b>3083 4112 20</b>
			2	50	9	230	1 3/4	0.8	<b>3083 4112 30</b>
			2	50	12	305	2 1/4	1.0	<b>3083 4112 40</b>
		Wide chisel	2	50	18	450	3	1.4	<b>3083 4112 50</b>
			2 1/2	65	9	230	1 3/4	0.8	<b>3083 4112 60</b>
			2 1/2	65	12	305	2 1/4	1.0	<b>3083 4112 70</b>
		Wide chisel	2 1/2	65	18	450	3	1.4	<b>3083 4112 80</b>
			3	75	9	230	2	0.9	<b>3083 4112 90</b>
		Bushing tool	2 sq	50 sq	9 1/2	240	2 3/4	1.2	<b>3083 4114 00</b>

# Chipping Hammer steel

**Shank**  
Rd .680 in  
Rd 17.3 mm



Oval collar

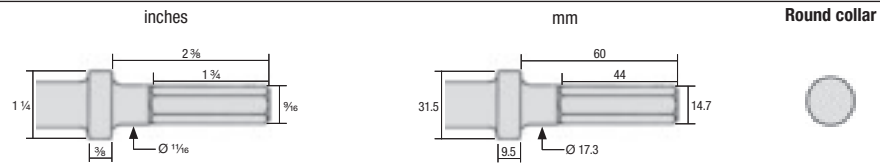












Type of working end	Body section	Description	Tip width / Blade size		Length overall		Weight		Ordering No
			in.	mm	in.	mm	lb.	kg	
		Moil point			9	230	1 1/4	0.6	<b>3083 4100 00</b>
					12	305	1 3/4	0.8	<b>3083 4100 10</b>
					18	450	2 1/2	1.1	<b>3083 4100 20</b>
					24	610	3 1/2	1.6	<b>3083 4100 30</b>
					36	915	5	2.3	<b>3083 4100 40</b>
					48	1220	6 1/2	3.0	<b>3083 4100 50</b>
					60	1525	8	3.6	<b>3083 4100 60</b>
					72	1830	10	4.5	<b>3083 4100 70</b>
		Narrow chisel	3/4	20	9	230	1 1/4	0.6	<b>3083 4101 00</b>
			3/4	20	12	305	1 3/4	0.8	<b>3083 4101 10</b>
			3/4	20	18	450	2 1/2	1.1	<b>3083 4101 20</b>
			3/4	20	24	610	3 1/2	1.6	<b>3083 4101 30</b>
			3/4	20	36	915	5	2.3	<b>3083 4101 40</b>
			3/4	20	48	1220	6 1/2	3.0	<b>3083 4101 50</b>
			3/4	20	60	1525	8	3.6	<b>3083 4101 60</b>
			3/4	20	72	1830	10	4.5	<b>3083 4101 70</b>
		Wide chisel	1 1/2	38	9	230	1 3/4	0.8	<b>3083 4102 00</b>
			1 1/2	38	12	305	2 1/4	1.0	<b>3083 4102 10</b>
			1 1/2	38	18	450	3	1.4	<b>3083 4102 20</b>
			2	50	9	230	1 3/4	0.8	<b>3083 4102 30</b>
			2	50	12	305	2 1/4	1.0	<b>3083 4102 40</b>
			2	50	18	450	3	1.4	<b>3083 4102 50</b>
		Wide chisel	2 1/2	65	9	230	1 3/4	0.8	<b>3083 4102 60</b>
			2 1/2	65	12	305	2 1/4	1.0	<b>3083 4102 70</b>
			2 1/2	65	18	450	3	1.4	<b>3083 4102 80</b>
			3	75	9	230	2	0.9	<b>3083 4102 90</b>
		Bushing tool	2 sq	50 sq	9 1/2	240	2 3/4	1.2	<b>3083 4104 00</b>
		Chisel blank	3/4 dia	20 dia	8	200	1	0.5	<b>3083 4105 00</b>
			3/4 dia	20 dia	12	305	1 1/2	0.7	<b>3083 4105 10</b>
		Cape	3/8	10	9	230	1	0.5	<b>3083 4106 00</b>
		Round nose	3/8 dia	10 dia	9	230	1	0.5	<b>3083 4107 00</b>
		Diamond point			9	230	1	0.5	<b>3083 4108 00</b>
		Caulking	1 1/16	27	9	230	1	0.5	<b>3083 4109 00</b>

# Chipping Hammer steel

## Shank

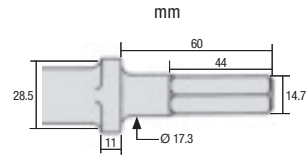
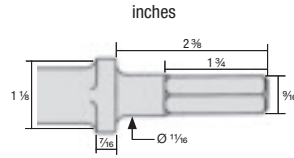
Hex .580 in  
Hex 14.7 mm



Type of working end	Body section	Description	Tip width / Blade size		Length overall		Weight		Ordering No
			in.	mm	in.	mm	lb.	kg	
		Moil point			9	230	1 1/4	0.6	<b>3083 4130 00</b>
					12	305	1 3/4	0.8	<b>3083 4130 10</b>
					18	450	2 1/2	1.1	<b>3083 4130 20</b>
					24	610	3 1/2	1.6	<b>3083 4130 30</b>
					36	915	5	2.3	<b>3083 4130 40</b>
					48	1220	6 1/2	3.0	<b>3083 4130 50</b>
					60	1525	8	3.6	<b>3083 4130 60</b>
					72	1830	10	4.5	<b>3083 4130 70</b>
		Narrow chisel	3/4	20	9	230	1 1/4	0.6	<b>3083 4131 00</b>
			3/4	20	12	305	1 3/4	0.8	<b>3083 4131 10</b>
			3/4	20	18	450	2 1/2	1.1	<b>3083 4131 20</b>
			3/4	20	24	610	3 1/2	1.6	<b>3083 4131 30</b>
			3/4	20	36	915	5	2.3	<b>3083 4131 40</b>
			3/4	20	48	1220	6 1/2	3.0	<b>3083 4131 50</b>
			3/4	20	60	1525	8	3.6	<b>3083 4131 60</b>
			3/4	20	72	1830	10	4.5	<b>3083 4131 70</b>
		Wide chisel	1 1/2	38	9	230	1 3/4	0.8	<b>3083 4132 00</b>
			1 1/2	38	12	305	2 1/4	1.0	<b>3083 4132 10</b>
			1 1/2	38	18	450	3	1.4	<b>3083 4132 20</b>
			2	50	9	230	1 3/4	0.8	<b>3083 4132 30</b>
			2	50	12	305	2 1/4	1.0	<b>3083 4132 40</b>
			2	50	18	450	3	1.4	<b>3083 4132 50</b>
		Wide chisel	2 1/2	65	9	230	1 3/4	0.8	<b>3083 4132 60</b>
			2 1/2	65	12	305	2 1/4	1.0	<b>3083 4132 70</b>
			2 1/2	65	18	450	3	1.4	<b>3083 4132 80</b>
			3	75	9	230	2	0.9	<b>3083 4132 90</b>
		Bushing tool	2 sq	50 sq	9 1/2	240	2 3/4	1.2	<b>3083 4134 00</b>

# Chipping Hammer steel

**Shank**  
Hex .580 in  
Hex 14.7 mm



Oval collar

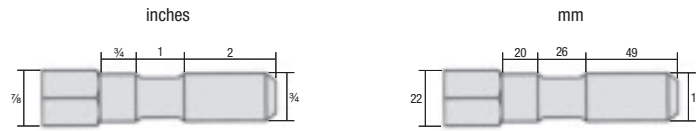














Type of working end	Body section	Description	Tip width / Blade size		Length overall		Weight		Ordering No
			in.	mm	in.	mm	lb.	kg	
		Moil point			9	230	1 1/4	0.6	<b>3083 4120 00</b>
					12	305	1 3/4	0.8	<b>3083 4120 10</b>
					18	450	2 1/2	1.1	<b>3083 4120 20</b>
					24	610	3 1/2	1.6	<b>3083 4120 30</b>
					36	915	5	2.3	<b>3083 4120 40</b>
					48	1220	6 1/2	3.0	<b>3083 4120 50</b>
					60	1525	8	3.6	<b>3083 4120 60</b>
		72	1830	10	4.5	<b>3083 4120 70</b>			
		Narrow chisel	3/4	20	9	230	1 1/4	0.6	<b>3083 4121 00</b>
			3/4	20	12	305	1 3/4	0.8	<b>3083 4121 10</b>
			3/4	20	18	450	2 1/2	1.1	<b>3083 4121 20</b>
			3/4	20	24	610	3 1/2	1.6	<b>3083 4121 30</b>
			3/4	20	36	915	5	2.3	<b>3083 4121 40</b>
			3/4	20	48	1220	6 1/2	3.0	<b>3083 4121 50</b>
			3/4	20	60	1525	8	3.6	<b>3083 4121 60</b>
		72	1830	10	4.5	<b>3083 4121 70</b>			
		Wide chisel	1 1/2	38	9	230	1 3/4	0.8	<b>3083 4122 00</b>
			1 1/2	38	12	305	2 1/4	1.0	<b>3083 4122 10</b>
			1 1/2	38	18	450	3	1.4	<b>3083 4122 20</b>
			2	50	9	230	1 3/4	0.8	<b>3083 4122 30</b>
			2	50	12	305	2 1/4	1.0	<b>3083 4122 40</b>
		18	450	3	1.4	<b>3083 4122 50</b>			
		Wide chisel	2 1/2	65	9	230	1 3/4	0.8	<b>3083 4122 60</b>
			2 1/2	65	12	305	2 1/4	1.0	<b>3083 4122 70</b>
			2 1/2	65	18	450	3	1.4	<b>3083 4122 80</b>
			3	75	9	230	2	0.9	<b>3083 4122 90</b>
		Bushing tool	2 sq	50 sq	9 1/2	240	2 3/4	1.2	<b>3083 4124 00</b>
		Chisel blank	3/4 dia	20 dia	8	200	1	0.5	<b>3083 4125 00</b>
			3/4 dia	20 dia	12	305	1 1/2	0.7	<b>3083 4125 10</b>
		Cape	3/8	10	9	230	1	0.5	<b>3083 4126 00</b>
		Round nose	3/8 dia	10 dia	9	230	1	0.5	<b>3083 4127 00</b>
		Diamond point			9	230	1	0.5	<b>3083 4128 00</b>
		Caulking	1 1/16	27	9	230	1	0.5	<b>3083 4129 00</b>

# CP 9 Rotary Hammer steel

## Shank

Rd 3/4 x 3 3/4 in  
Rd 19 x 95 mm

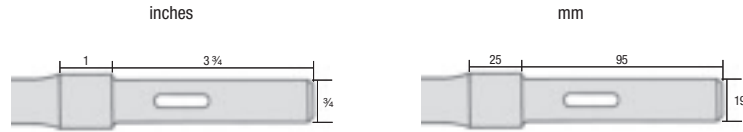


Type of working end	Body section	Description	Tip width / Blade size		Length overall		Weight		Ordering No	
			in.	mm	in.	mm	lb.	kg		
		Moil point			10	255	1 1/2	0.7	<b>3083 4160 00</b>	
					15	380	2 1/4	1.0	<b>3083 3261 00</b>	
		Narrow chisel	7/8	22	10	255	1 1/2	0.7	<b>3083 4161 00</b>	
			7/8	22	15	380	2 1/4	1.0	<b>3083 3262 00</b>	
		Scaling chisel	3	75	10	255	2 1/2	1.1	<b>3083 4165 00</b>	
		Shaft for bush hammer			9	230	1 1/4	0.5	<b>3083 4162 00</b>	
		Steel	Bush hammer	1 1/4 sq	30 sq			3/4	0.3	<b>3083 4163 00</b>
		T.C. tipped	Bush hammer	1 1/4 sq	30 sq			3/4	0.3	<b>3083 4163 10</b>
		Timber slice			10	255	1 1/2	0.7	<b>3083 4164 00</b>	

# CP 9 Rotary Hammer drill steel

## Shank

Rd  $\frac{3}{4}$  x 3  $\frac{3}{4}$  in  
Rd 19 x 95 mm



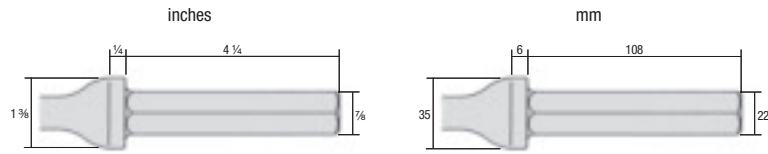
Type of working end	Body section	Description	Drill size		Drill depth		Length overall		Ordering No
			in.	mm	in.	mm	lb.	kg	
		Drill steel	$\frac{1}{2}$	13	8	200	13	330	<b>3083 4150 00</b>
			$\frac{1}{2}$	13	10 $\frac{1}{2}$	265	15 $\frac{1}{2}$	395	<b>3083 4150 10</b>
		Drill steel	$\frac{5}{8}$	16	8	200	13	330	<b>3083 4151 00</b>
			$\frac{5}{8}$	16	12	300	17	430	<b>3083 4151 10</b>
			$\frac{5}{8}$	16	18	450	23	580	<b>3083 4151 20</b>
		Drill steel	$\frac{3}{4}$	19	8	200	13	330	<b>3083 4152 00</b>
			$\frac{3}{4}$	19	12	300	17	430	<b>3083 4152 10</b>
			$\frac{3}{4}$	19	18	450	23	580	<b>3083 4152 20</b>
		Drill steel	$\frac{7}{8}$	22	8	200	13	330	<b>3083 4153 00</b>
			$\frac{7}{8}$	22	12	300	17	430	<b>3083 4153 10</b>
			$\frac{7}{8}$	22	18	450	23	580	<b>3083 4153 20</b>
		Drill steel	1	25	8	200	13	330	<b>3083 4154 00</b>
			1	25	12	300	17	430	<b>3083 4154 10</b>
			1	25	18	450	23	580	<b>3083 4154 20</b>
		Drill steel	1 $\frac{1}{8}$	28	8	200	13	330	<b>3083 4155 00</b>
			1 $\frac{1}{8}$	28	12	300	17	430	<b>3083 4155 10</b>
			1 $\frac{1}{8}$	28	18	450	23	580	<b>3083 4155 20</b>
		Drill steel	1 $\frac{1}{4}$	32	8	200	13	330	<b>3083 4156 00</b>
			1 $\frac{1}{4}$	32	12	300	17	430	<b>3083 4156 10</b>
			1 $\frac{1}{4}$	32	18	450	23	580	<b>3083 4156 20</b>



# Drill steel

## Shank

Hex  $\frac{7}{8} \times 4 \frac{1}{4}$  in  
Hex 22 x 108 mm



Type of working end	Body section	Description	Drill size		Drill depth		Length under collar		Ordering No
			in.	mm	in.	mm	in.	mm	
Drill steel			$\frac{5}{8}$	16	6	150	9	230	<b>3083 4210 00</b>
			$\frac{5}{8}$	16	9	230	12	305	<b>3083 4210 10</b>
			$\frac{5}{8}$	16	14	350	18	450	<b>3083 4210 20</b>
			$\frac{5}{8}$	16	20	510	24	610	<b>3083 4210 30</b>
Drill steel			$\frac{3}{4}$	19	6	150	9	230	<b>3083 4211 00</b>
			$\frac{3}{4}$	19	9	230	12	305	<b>3083 4211 10</b>
			$\frac{3}{4}$	19	14	350	18	450	<b>3083 4211 20</b>
			$\frac{3}{4}$	19	20	510	24	610	<b>3083 4211 30</b>
			$\frac{3}{4}$	19	26	650	30	760	<b>3083 4211 40</b>
Drill steel			$\frac{7}{8}$	22	6	150	9	230	<b>3083 4212 00</b>
			$\frac{7}{8}$	22	9	230	12	305	<b>3083 4212 10</b>
			$\frac{7}{8}$	22	14	350	18	450	<b>3083 4212 20</b>
			$\frac{7}{8}$	22	20	510	24	610	<b>3083 4212 30</b>
			$\frac{7}{8}$	22	26	650	30	760	<b>3083 4212 40</b>
Drill steel			1	25	6	150	9	230	<b>3083 4213 00</b>
			1	25	9	230	12	305	<b>3083 4213 10</b>
			1	25	14	350	18	450	<b>3083 4213 20</b>
			1	25	20	510	24	610	<b>3083 4213 30</b>
Drill steel			1 $\frac{1}{8}$	28	9	230	12	305	<b>3083 4214 00</b>
			1 $\frac{1}{8}$	28	14	350	18	450	<b>3083 4214 10</b>
			1 $\frac{1}{8}$	28	20	510	24	610	<b>3083 4214 20</b>
			1 $\frac{1}{8}$	28	26	650	30	760	<b>3083 4214 30</b>
Drill steel			1 $\frac{1}{4}$	32	9	230	12	305	<b>3083 4215 00</b>
			1 $\frac{1}{4}$	32	14	350	18	450	<b>3083 4215 10</b>
			1 $\frac{1}{4}$	32	20	510	24	610	<b>3083 4215 20</b>
			1 $\frac{1}{4}$	32	26	650	30	760	<b>3083 4215 30</b>
Drill steel			1 $\frac{3}{8}$	35	9	230	12	305	<b>3083 4216 00</b>
			1 $\frac{3}{8}$	35	14	350	18	450	<b>3083 4216 10</b>
			1 $\frac{3}{8}$	35	20	510	24	610	<b>3083 4216 20</b>
			1 $\frac{3}{8}$	35	26	650	30	760	<b>3083 4216 30</b>
Drill steel			1 $\frac{1}{2}$	38	9	230	12	305	<b>3083 4217 00</b>
			1 $\frac{1}{2}$	38	14	350	18	450	<b>3083 4217 10</b>
			1 $\frac{1}{2}$	38	20	510	24	610	<b>3083 4217 20</b>
			1 $\frac{1}{2}$	38	26	650	30	760	<b>3083 4217 30</b>

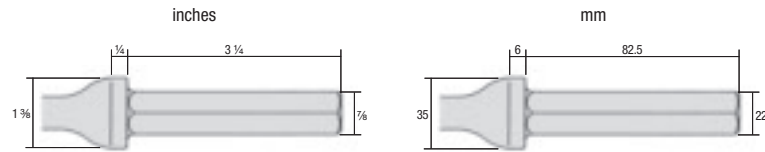




# Drill steel

## Shank

Hex 7/8 x 3 1/4 in  
Hex 22 x 82.5 mm



Type of working end	Body section	Description	Drill size		Drill depth		Length under collar		Ordering No
			in.	mm	in.	mm	in.	mm	
Drill steel			5/8	16	6	150	9	230	3083 4200 00
			5/8	16	9	230	12	305	3083 4200 10
			5/8	16	14	350	18	450	3083 4200 20
			5/8	16	20	510	24	610	3083 4200 30
Drill steel			3/4	19	6	150	9	230	3083 4201 00
			3/4	19	9	230	12	305	3083 4201 10
			3/4	19	14	350	18	450	3083 4201 20
			3/4	19	20	510	24	610	3083 4201 30
Drill steel			3/4	19	26	650	30	760	3083 4201 40
			7/8	22	6	150	9	230	3083 4202 00
			7/8	22	9	230	12	305	3083 4202 10
			7/8	22	14	350	18	450	3083 4202 20
Drill steel			7/8	22	20	510	24	610	3083 4202 30
			7/8	22	26	650	30	760	3083 4202 40
			1	25	6	150	9	230	3083 4203 00
			1	25	9	230	12	305	3083 4203 10
Drill steel			1	25	14	350	18	450	3083 4203 20
			1	25	20	510	24	610	3083 4203 30
			1	25	26	650	30	760	3083 4203 40
			1 1/8	28	9	230	12	305	3083 4204 00
Drill steel			1 1/8	28	14	350	18	450	3083 4204 10
			1 1/8	28	20	510	24	610	3083 4204 20
			1 1/8	28	26	650	30	760	3083 4204 30
			1 1/4	32	9	230	12	305	3083 4205 00
Drill steel			1 1/4	32	14	350	18	450	3083 4205 10
			1 1/4	32	20	510	24	610	3083 4205 20
			1 1/4	32	26	650	30	760	3083 4205 30
			1 3/8	35	9	230	12	305	3083 4206 00
Drill steel			1 3/8	35	14	350	18	450	3083 4206 10
			1 3/8	35	20	510	24	610	3083 4206 20
			1 3/8	35	26	650	30	760	3083 4206 30
			1 1/2	38	9	230	12	305	3083 4207 00
Drill steel			1 1/2	38	14	350	18	450	3083 4207 10
			1 1/2	38	20	510	24	610	3083 4207 20
			1 1/2	38	26	650	30	760	3083 4207 30



# Drill steel

## H Thread Rods

<b>Shank</b> Hex 1 x 4 1/4 in Hex 25 x 108 mm	inches	mm

Type of working end	Body section	Description	Length under collar		Ordering No
			in.	mm	
		Rod	12	305	3083 4222 00
			18	450	3083 4222 10
			24	610	3083 4222 20
			30	760	3083 4222 30
		Rod	36	915	3083 4222 40
			48	1220	3083 4222 50
			60	1525	3083 4222 60
			72	1830	3083 4222 70
		Rod	96	2440	3083 4222 80

## H Thread Rods

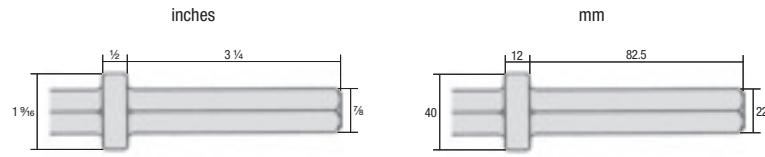
<b>Shank</b> Hex 7/8 x 4 1/4 in Hex 22 x 108 mm	inches	mm

Type of working end	Body section	Description	Length under collar		Ordering No
			in.	mm	
		Rod	12	305	3083 4220 00
			18	450	3083 4220 10
			24	610	3083 4220 20
			30	760	3083 4220 30
		Rod	36	915	3083 4220 40
			48	1220	3083 4220 50
			60	1525	3083 4220 60
			72	1830	3083 4220 70
		Rod	96	2440	3083 4220 80

## H Thread Rods

### Shank

Hex 7/8 x 3 1/4 in  
Hex 22 x 82.5 mm



Type of working end	Body section	Description	Length under collar		Ordering No	
			in.	mm		
		Rod	12	305	<b>3083 4221 00</b>	
			18	450	<b>3083 4221 10</b>	
			24	610	<b>3083 4221 20</b>	
			30	760	<b>3083 4221 30</b>	
			Rod	36	915	<b>3083 4221 40</b>
				48	1220	<b>3083 4221 50</b>
				60	1525	<b>3083 4221 60</b>
				72	1830	<b>3083 4221 70</b>
			Rod	96	2440	<b>3083 4221 80</b>

## Carbide Cross Bits

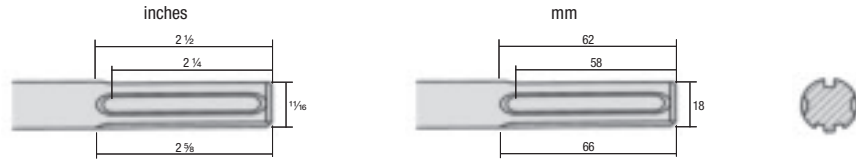
### For H Thread Rods

Hex 1 x 4 1/4 in	Hex 25 x 108 mm
Hex 7/8 x 4 1/4 in	Hex 22 x 108 mm
Hex 7/8 x 4 3/4 in	Hex 22 x 82.5 mm

Type of working end	Description	Drill size		Ordering No	
		in.	mm		
	Cross Bit	1 5/8	35	<b>3083 4223 00</b>	
		1 1/2	38	<b>3083 4223 10</b>	
		1 5/8	41	<b>3083 4223 20</b>	
		1 3/4	45	<b>3083 4223 30</b>	
		Cross Bit	1 7/8	48	<b>3083 4223 40</b>
			2	51	<b>3083 4223 50</b>
			2 1/4	57	<b>3083 4223 60</b>
			2 1/2	64	<b>3083 4223 70</b>
		Cross Bit	3	76	<b>3083 4223 80</b>

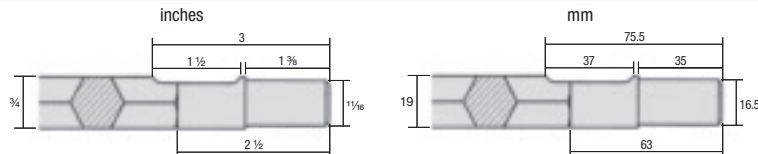
# Electrical Hammer steel

## Shank SDS Max



Type of working end	Body section	Description	Tip width / Blade size		Length overall		Weight		Ordering No
			in.	mm	in.	mm	lb.	kg	
		Moil point			11	280	1 1/4	0.6	<b>9170 3273 20</b>
					16	400	1 3/4	0.8	<b>9170 3273 30</b>
					24	600	2 1/2	1.1	<b>9170 3273 40</b>
		Flat chisel	1	25	11	280	1 1/4	0.6	<b>9170 3273 50</b>
			1	25	16	400	1 3/4	0.8	<b>9170 3273 60</b>
			1	25	24	600	2 1/2	1.1	<b>9170 3273 70</b>
		Scaling chisel	2	50	16	400	1 3/4	0.8	<b>9170 3273 80</b>
			3	75	12	300	1 1/2	0.7	<b>9170 3273 90</b>
		Clay spade	4 x 6 1/2	100 x 165	18	460	6	2.7	<b>9170 4104 00</b>
		Bushing tool	2 sq	50 sq	9 1/2	240	2 3/4	1.2	<b>9170 4104 10</b>

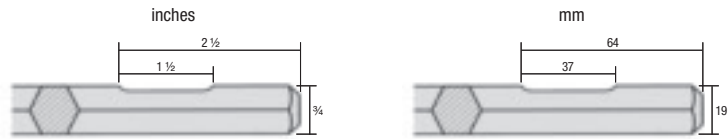
## Shank Spline















Type of working end	Body section	Description	Tip width / Blade size		Length overall		Weight		Ordering No
			in.	mm	in.	mm	lb.	kg	
		Moil point			12	305	1 1/2	0.7	<b>9170 4101 00</b>
					18	450	2 1/2	1.1	<b>9170 4101 10</b>
		Flat chisel	1	22	12	305	1 1/2	0.7	<b>9170 4101 20</b>
			1	22	18	450	2 1/2	1.1	<b>9170 4101 30</b>
		Scaling chisel	2	50	12	305	1 3/4	0.8	<b>9170 4101 40</b>
			2 1/2	65	12	305	2 1/2	1.1	<b>9170 4101 50</b>
			3	75	12	305	2 1/2	1.1	<b>9170 4101 60</b>
		Bushing tool	2 sq	50 sq	9 1/2	240	3	1.4	<b>9170 4101 70</b>

# Electrical Hammer steel

## Shank Full Hex



Type of working end	Body section	Description	Tip width / Blade size		Length overall		Weight		Ordering No
			in.	mm	in.	mm	lb.	kg	
		Moil point			12	305	1 1/2	0.7	<b>9170 4102 00</b>
					18	450	2 1/2	1.1	<b>9170 4102 10</b>
		Flat chisel	1	22	12	305	1 1/2	0.7	<b>9170 4102 20</b>
			1	22	18	450	2 1/2	1.1	<b>9170 4102 30</b>
		Scaling chisel	1 1/2	38	12	305	1 3/4	0.8	<b>9170 4102 40</b>
			2	50	12	305	1 3/4	0.8	<b>9170 4102 50</b>
			2 1/2	65	12	305	2 1/2	1.1	<b>9170 4102 60</b>
			3	75	12	305	2 1/2	1.1	<b>9170 4102 70</b>
		Bushing tool	2 sq	50 sq	9.1/2	240	3	1.4	<b>9170 4102 80</b>
		Asphalt cutter	5 x 7 1/2	125x190	18	450	7	3.2	<b>9170 4102 90</b>
		Clay spade	4 x 6 1/2	100x165	18	450	6	2.7	<b>9170 4103 00</b>

## Ordering numbers in sequence

Ordering No	Page	Ordering No	Page	Ordering No	Page	Ordering No	Page	Ordering No	Page	Ordering No	Page
3083 3228 00	5	3083 4018 00	3	3083 4110 10	8	3083 4131 30	10	3083 4200 10	15	3083 4220 10	16
3083 3229 00	5	3083 4019 00	3	3083 4110 20	8	3083 4131 40	10	3083 4200 20	15	3083 4220 20	16
3083 3230 00	5	3083 4020 00	3	3083 4110 30	8	3083 4131 50	10	3083 4200 30	15	3083 4220 30	16
3083 3231 00	5	3083 4030 00	4	3083 4110 40	8	3083 4131 60	10	3083 4201 00	15	3083 4220 40	16
3083 3232 00	5	3083 4030 10	4	3083 4110 50	8	3083 4131 70	10	3083 4201 10	15	3083 4220 50	16
3083 3233 00	5	3083 4030 20	4	3083 4110 60	8	3083 4132 00	10	3083 4201 20	15	3083 4220 60	16
3083 3234 00	5	3083 4030 30	4	3083 4110 70	8	3083 4132 10	10	3083 4201 30	15	3083 4220 70	16
3083 3235 00	5	3083 4031 10	4	3083 4111 00	8	3083 4132 20	10	3083 4201 40	15	3083 4220 80	16
3083 3236 00	5	3083 4031 20	4	3083 4111 10	8	3083 4132 30	10	3083 4202 00	15	3083 4221 00	17
3083 3237 00	5	3083 4031 30	4	3083 4111 20	8	3083 4132 40	10	3083 4202 10	15	3083 4221 10	17
3083 3238 00	5	3083 4032 00	4	3083 4111 30	8	3083 4132 50	10	3083 4202 20	15	3083 4221 20	17
3083 3239 00	4, 5, 6	3083 4032 10	4	3083 4111 40	8	3083 4132 60	10	3083 4202 30	15	3083 4221 30	17
3083 3252 10	4, 5, 6	3083 4032 20	4	3083 4111 50	8	3083 4132 70	10	3083 4202 40	15	3083 4221 40	17
3083 3261 00	12	3083 4033 00	4	3083 4111 60	8	3083 4132 80	10	3083 4203 00	15	3083 4221 50	17
3083 3262 00	12	3083 4034 00	4	3083 4111 70	8	3083 4132 90	10	3083 4203 10	15	3083 4221 60	17
3083 3265 00	8	3083 4035 00	4	3083 4112 00	8	3083 4134 00	10	3083 4203 20	15	3083 4221 70	17
3083 3266 00	8	3083 4035 10	4	3083 4112 10	8	3083 4140 00	7	3083 4203 30	15	3083 4221 80	17
3083 3267 00	3	3083 4036 00	4	3083 4112 20	8	3083 4140 10	7	3083 4203 40	15	3083 4222 00	16
3083 3268 00	3	3083 4037 00	4	3083 4112 30	8	3083 4140 20	7	3083 4204 00	15	3083 4222 10	16
3083 3269 00	3	3083 4050 00	6	3083 4112 40	8	3083 4141 00	7	3083 4204 10	15	3083 4222 20	16
3083 3285 00	2	3083 4050 10	6	3083 4112 50	8	3083 4141 10	7	3083 4204 20	15	3083 4222 30	16
3083 3286 00	2	3083 4050 20	6	3083 4112 60	8	3083 4141 20	7	3083 4204 30	15	3083 4222 40	16
3083 3287 00	2	3083 4050 30	6	3083 4112 70	8	3083 4142 00	7	3083 4205 00	15	3083 4222 50	16
3083 3289 00	3	3083 4051 10	6	3083 4112 80	8	3083 4142 10	7	3083 4205 10	15	3083 4222 60	16
3083 3290 00	3	3083 4051 30	6	3083 4112 90	8	3083 4143 00	7	3083 4205 20	15	3083 4222 70	16
3083 3291 00	3	3083 4052 10	6	3083 4114 00	8	3083 4144 00	7	3083 4205 30	15	3083 4222 80	16
3083 3292 00	3	3083 4052 20	6	3083 4120 00	11	3083 4145 00	7	3083 4206 00	15	3083 4223 00	17
3083 3293 00	3	3083 4052 30	6	3083 4120 10	11	3083 4145 10	7	3083 4206 10	15	3083 4223 10	17
3083 3294 00	3	3083 4053 00	6	3083 4120 20	11	3083 4145 20	7	3083 4206 20	15	3083 4223 20	17
3083 3295 00	2	3083 4055 00	6	3083 4120 30	11	3083 4146 20	7	3083 4206 30	15	3083 4223 30	17
3083 3296 00	2	3083 4056 00	6	3083 4120 40	11	3083 4147 00	7	3083 4207 00	15	3083 4223 40	17
3083 3297 00	2	3083 4057 00	6	3083 4120 50	11	3083 4147 10	7	3083 4207 10	15	3083 4223 50	17
3083 3298 00	2	3083 4058 00	6	3083 4120 60	11	3083 4147 20	7	3083 4207 20	15	3083 4223 60	17
3083 3299 00	2	3083 4071 00	5	3083 4120 70	11	3083 4147 30	7	3083 4207 30	15	3083 4223 70	17
3083 3300 00	2	3083 4072 00	5	3083 4121 00	11	3083 4147 40	7	3083 4210 00	14	3083 4223 80	17
3083 3301 00	2, 3	3083 4073 00	5	3083 4121 10	11	3083 4147 50	7	3083 4210 10	14	9170 3273 20	18
3083 3302 00	2, 3	3083 4100 00	9	3083 4121 20	11	3083 4147 60	7	3083 4210 20	14	9170 3273 30	18
3083 3303 00	6	3083 4100 10	9	3083 4121 30	11	3083 4147 70	7	3083 4210 30	14	9170 3273 40	18
3083 3304 00	6	3083 4100 20	9	3083 4121 40	11	3083 4150 00	13	3083 4211 00	14	9170 3273 50	18
3083 3305 00	6	3083 4100 30	9	3083 4121 50	11	3083 4150 10	13	3083 4211 10	14	9170 3273 60	18
3083 3306 00	6	3083 4100 40	9	3083 4121 60	11	3083 4151 00	13	3083 4211 20	14	9170 3273 70	18
3083 3307 00	6	3083 4100 50	9	3083 4121 70	11	3083 4151 10	13	3083 4211 30	14	9170 3273 80	18
3083 3308 00	6	3083 4100 60	9	3083 4122 00	11	3083 4151 20	13	3083 4211 40	14	9170 3273 90	18
3083 3309 00	4	3083 4100 70	9	3083 4122 10	11	3083 4152 00	13	3083 4212 00	14	9170 4101 00	18
3083 3310 00	4	3083 4101 00	9	3083 4122 20	11	3083 4152 10	13	3083 4212 10	14	9170 4101 10	18
3083 3311 00	4	3083 4101 10	9	3083 4122 30	11	3083 4152 20	13	3083 4212 20	14	9170 4101 20	18
3083 3312 00	4	3083 4101 20	9	3083 4122 40	11	3083 4153 00	13	3083 4212 30	14	9170 4101 30	18
3083 3313 00	4	3083 4101 30	9	3083 4122 50	11	3083 4153 10	13	3083 4212 40	14	9170 4101 40	18
3083 3314 00	2	3083 4101 40	9	3083 4122 60	11	3083 4153 20	13	3083 4213 00	14	9170 4101 50	18
3083 4000 10	2	3083 4101 50	9	3083 4122 70	11	3083 4154 00	13	3083 4213 10	14	9170 4101 60	18
3083 4000 20	2	3083 4101 60	9	3083 4122 80	11	3083 4154 10	13	3083 4213 20	14	9170 4101 70	18
3083 4000 30	2	3083 4101 70	9	3083 4122 90	11	3083 4154 20	13	3083 4213 30	14	9170 4102 00	19
3083 4001 10	2	3083 4102 00	9	3083 4124 00	11	3083 4155 00	13	3083 4213 40	14	9170 4102 10	19
3083 4001 20	2	3083 4102 10	9	3083 4125 00	11	3083 4155 10	13	3083 4214 00	14	9170 4102 20	19
3083 4001 30	2	3083 4102 20	9	3083 4125 10	11	3083 4155 20	13	3083 4214 10	14	9170 4102 30	19
3083 4002 00	2	3083 4102 30	9	3083 4126 00	11	3083 4156 00	13	3083 4214 20	14	9170 4102 40	19
3083 4002 10	2	3083 4102 40	9	3083 4127 00	11	3083 4156 10	13	3083 4214 30	14	9170 4102 50	19
3083 4002 20	2	3083 4102 50	9	3083 4128 00	11	3083 4156 20	13	3083 4215 00	14	9170 4102 60	19
3083 4003 00	2	3083 4102 60	9	3083 4129 00	11	3083 4160 00	12	3083 4215 10	14	9170 4102 70	19
3083 4004 00	2	3083 4102 70	9	3083 4130 00	10	3083 4161 00	12	3083 4215 20	14	9170 4102 80	19
3083 4005 00	2	3083 4102 80	9	3083 4130 10	10	3083 4162 00	12	3083 4215 30	14	9170 4102 90	19
3083 4015 10	3	3083 4102 90	9	3083 4130 20	10	3083 4163 00	12	3083 4216 00	14	9170 4103 00	19
3083 4015 20	3	3083 4104 00	9	3083 4130 30	10	3083 4163 10	12	3083 4216 10	14	9170 4104 00	18
3083 4015 30	3	3083 4105 00	9	3083 4130 40	10	3083 4164 00	12	3083 4216 20	14	9170 4104 10	18
3083 4016 10	3	3083 4105 10	9	3083 4130 50	10	3083 4165 00	12	3083 4216 30	14	9245 2812 90	5
3083 4016 20	3	3083 4106 00	9	3083 4130 60	10	3083 4170 00	7	3083 4217 00	14	9245 2822 40	5
3083 4016 30	3	3083 4107 00	9	3083 4130 70	10	3083 4170 10	7	3083 4217 10	14	9245 2823 30	5
3083 4017 00	3	3083 4108 00	9	3083 4131 00	10	3083 4170 20	7	3083 4217 20	14		
3083 4017 10	3	3083 4109 00	9	3083 4131 10	10	3083 4170 30	7	3083 4217 30	14		
3083 4017 20	3	3083 4110 00	8	3083 4131 20	10	3083 4200 00	15	3083 4220 00	16		

## CP Cross Reference

CP No	Ordering No	Page	CP No	Ordering No	Page	CP No	Ordering No	Page
F010105	<b>3083 3266 00</b>	8	P139264	<b>3083 4145 10</b>	7	R085449	<b>3083 4001 10</b>	2
F010873	<b>3083 3265 00</b>	8	P139265	<b>3083 4145 20</b>	7	R085501	<b>3083 4031 10</b>	4
F012378	<b>3083 4170 30</b>	7	P144267	<b>3083 4110 00</b>	8	R085502	<b>3083 4030 10</b>	4
F013643	<b>3083 4170 10</b>	7	P144268	<b>3083 4110 10</b>	8	R085503	<b>3083 4030 20</b>	4
F014452	<b>3083 4170 20</b>	7	P144269	<b>3083 4130 00</b>	10	R085504	<b>3083 4015 10</b>	3
F014795	<b>3083 4170 00</b>	7	P144270	<b>3083 4130 10</b>	10	R085505	<b>3083 4015 20</b>	3
F70926	<b>3083 4201 30</b>	15	P144271	<b>3083 4111 00</b>	8	R085506	<b>3083 4015 30</b>	3
F70927	<b>3083 4202 30</b>	15	P144272	<b>3083 4111 10</b>	8	R085507	<b>3083 4000 10</b>	2
F70928	<b>3083 4206 20</b>	15	P144273	<b>3083 4131 00</b>	10	R085508	<b>3083 4000 20</b>	2
P071005	<b>3083 4142 00</b>	7	P144274	<b>3083 4131 10</b>	10	R085509	<b>3083 4000 30</b>	2
P071006	<b>3083 4145 00</b>	7	R004938	<b>3083 3285 00</b>	2	R085510	<b>3083 4001 20</b>	2
P071007	<b>3083 4147 10</b>	7	R004949	<b>3083 3267 00</b>	3	R085519	<b>3083 4016 20</b>	3
P071008	<b>3083 4147 20</b>	7	R005021	<b>3083 3301 00</b>	2,3	R085520	<b>3083 4016 30</b>	3
P071009	<b>3083 4147 40</b>	7	R005023	<b>3083 3269 00</b>	3	R085522	<b>3083 4030 30</b>	4
P071010	<b>3083 4144 00</b>	7	R005024	<b>3083 3287 00</b>	2	R085525	<b>3083 4017 00</b>	3
P071011	<b>3083 4140 10</b>	7	R005738	<b>3083 3297 00</b>	2	R085914	<b>3083 4161 00</b>	12
P071553	<b>3083 4107 00</b>	9	R005739	<b>3083 3291 00</b>	3	R085917	<b>3083 4160 00</b>	12
P071554	<b>3083 4109 00</b>	9	R005752	<b>3083 3289 00</b>	3	R096849	<b>3083 4051 10</b>	6
P071555	<b>3083 4108 00</b>	9	R005753	<b>3083 3295 00</b>	2	R096850	<b>3083 3303 00</b>	6
P071572	<b>3083 4106 00</b>	9	R048721	<b>3083 4150 00</b>	13	R096851	<b>3083 4050 10</b>	6
P071587	<b>3083 4147 00</b>	7	R048722	<b>3083 4151 00</b>	13	R098002	<b>3083 3293 00</b>	3
P072216	<b>3083 4147 60</b>	7	R048723	<b>3083 4152 00</b>	13	R098003	<b>3083 3299 00</b>	2
P080954	<b>3083 4147 30</b>	7	R048724	<b>3083 4153 00</b>	13	R098070	<b>3083 3312 00</b>	4
P080955	<b>3083 4147 50</b>	7	R048725	<b>3083 4154 00</b>	13	R100850	<b>3083 4164 00</b>	12
P080956	<b>3083 4147 70</b>	7	R048726	<b>3083 4155 00</b>	13	R100851	<b>3083 4162 00</b>	12
P092246	<b>3083 3308 00</b>	6	R048727	<b>3083 4156 00</b>	13	R100852	<b>3083 4163 00</b>	12
P092256	<b>3083 4050 00</b>	6	R048732	<b>3083 4153 10</b>	13	R137967	<b>3083 4032 00</b>	4
P092292	<b>3083 4105 00</b>	9	R048733	<b>3083 4155 10</b>	13	R139085	<b>3083 3294 00</b>	3
P092293	<b>3083 4105 10</b>	9	R048782	<b>3083 4152 10</b>	13	R139086	<b>3083 3300 00</b>	2
P092294	<b>3083 4101 00</b>	9	R048783	<b>3083 4154 10</b>	13	R139087	<b>3083 3313 00</b>	4
P092295	<b>3083 4101 10</b>	9	R048784	<b>3083 4156 10</b>	13	R155569	<b>3083 4200 00</b>	15
P092296	<b>3083 4125 00</b>	11	R053283	<b>3083 4037 00</b>	4	R155570	<b>3083 4200 10</b>	15
P092297	<b>3083 4125 10</b>	11	R055464	<b>3083 3306 00</b>	6	R155571	<b>3083 4201 00</b>	15
P092298	<b>3083 4121 00</b>	11	R055465	<b>3083 4058 00</b>	6	R155572	<b>3083 4201 10</b>	15
P092299	<b>3083 4121 10</b>	11	R056233	<b>3083 4002 00</b>	2	R155573	<b>3083 4202 00</b>	15
P092882	<b>3083 4100 00</b>	9	R070115	<b>3083 4030 00</b>	4	R155574	<b>3083 4202 10</b>	15
P092883	<b>3083 4100 10</b>	9	R070116	<b>3083 4035 00</b>	4	R155575	<b>3083 4203 00</b>	15
P098822	<b>3083 4143 00</b>	7	R070118	<b>3083 3310 00</b>	4	R155576	<b>3083 4203 10</b>	15
P098851	<b>3083 4120 00</b>	11	R070119	<b>3083 3311 00</b>	4	R155577	<b>3083 4204 00</b>	15
P106110	<b>3083 4126 00</b>	11	R070131	<b>3083 3309 00</b>	4	R155578	<b>3083 4205 00</b>	15
P106111	<b>3083 4127 00</b>	11	R076398	<b>3083 3298 00</b>	2	R155579	<b>3083 4140 00</b>	7
P106112	<b>3083 4128 00</b>	11	R076399	<b>3083 3292 00</b>	3	R155580	<b>3083 4141 00</b>	7
P106113	<b>3083 4129 00</b>	11	R085363	<b>3083 4031 20</b>	4	R155581	<b>3083 4141 10</b>	7
P137854	<b>3083 4101 20</b>	9	R085364	<b>3083 4031 30</b>	4	R155587	<b>3083 4053 00</b>	6
P138140	<b>3083 4104 00</b>	9	R085446	<b>3083 3268 00</b>	3	R155588	<b>3083 4033 00</b>	4
P139262	<b>3083 4142 10</b>	7	R085447	<b>3083 4016 10</b>	3	R155589	<b>3083 3290 00</b>	3
P139263	<b>3083 4146 20</b>	7	R085448	<b>3083 3286 00</b>	2	R155590	<b>3083 3296 00</b>	2



## **Atlas Copco: Quality and experience**

Atlas Copco is a leading manufacturer of high quality machines for construction and demolition. Our products are sold and serviced through a network of sales companies and distributors in close to 150 countries around the world. This means you can always expect fast delivery of parts and accessories and rapid response to your servicing needs.

Our products range from concrete crushers and pulverizers to breakers, pick and chipping hammers, rock drills and a variety of versatile accessories.

Our business philosophy is simple – to enhance the productivity and profitability of our customers. This we achieve by striving for three things: high performance, mechanical reliability and ergonomic design. At Atlas Copco we seek to set new standards in the industry by always considering the impact of machinery on the environment and minimizing operator health risks and fatigue.