

























<p>Dominator 100</p> <p>45 mm (1.77")</p> <p>168 mm (6.61")</p> <p>10 Spline</p> 	<p>Mach 20</p> <p>165 mm (6.50")</p> <p>6 Spline</p> 	<p>Mach 303</p> <p>49 mm (1.93")</p> <p>170 mm (6.69")</p> <p>8 Spline</p> 	<p>MD 3.5</p> <p>58.5 mm (2.3")</p> <p>181 mm (7.12")</p> <p>8 Spline</p> 	<p>DHD 3.5</p> <p>58.5 mm (2.3")</p> <p>181 mm (7.12")</p> <p>8 Spline</p> 
<p>SD 450</p> <p>60 mm (2.36")</p> <p>210 mm (8.27")</p> <p>12 Spline</p> 	<p>Mach 44</p> <p>56 mm (2.2")</p> <p>245 mm (9.65")</p> <p>8 Spline</p> 	<p>DHD 340A Cop 44 DHD 4</p> <p>56 mm (2.2")</p> <p>210 mm (8.27")</p> <p>8 Spline</p> 	<p>Mach 50</p> <p>52 mm (2.05")</p> <p>266 mm (10.47")</p> <p>8 Spline</p> 	<p>SD 5</p> <p>52 mm (2.05")</p> <p>260 mm (12.68")</p> <p>8 Spline</p> 
<p>DHD 350R Cop 54 DHD 5</p> <p>64 mm (2.52")</p> <p>261 mm (10.28")</p> <p>8 Spline</p> 	<p>QL 50 TD 50 Cop 54GE</p> <p>52.5 mm (2.07")</p> <p>240 mm (9.45")</p> <p>12 Spline</p> 	<p>Mach 60</p> <p>51 mm (2.00")</p> <p>320 mm (12.60")</p> <p>8 Spline</p> 	<p>SD 6</p> <p>51 mm (2.00")</p> <p>322 mm (12.68")</p> <p>8 Spline</p> 	<p>DHD 360 DHD 6 Cop 64</p> <p>51 mm (2.00")</p> <p>306 mm (12.05")</p> <p>8 Spline</p> 
<p>QL 60 TD60/65/70 Cop 64G</p> <p>60 mm (2.36")</p> <p>254 mm (10.00")</p> <p>12 Spline</p> 	<p>Mach 80</p> <p>51 mm (2.00")</p> <p>350 mm (13.78")</p> <p>8 Spline</p> 	<p>SD 8</p> <p>56.5 mm (2.22")</p> <p>320 mm (12.60")</p> <p>8 Spline</p> 	<p>DHD 380 Cop 84 DHD 8</p> <p>50 mm (1.97")</p> <p>350 mm (13.78")</p> <p>10 Spline</p> 	<p>QL 80 TD 80</p> <p>54 mm (2.13")</p> <p>332 mm (13.07")</p> <p>16 Spline</p> 
<p>SD 10</p> <p>55 mm (2.17")</p> <p>365 mm (14.01")</p> <p>8 Spline</p> 	<p>DHD 112</p> <p>52.5 mm (2.07")</p> <p>491 mm (19.33")</p> <p>8 Spline Pin Drive</p> 	<p>DHD 112S</p> <p>52.5 mm (2.07")</p> <p>636 mm (25.04")</p> <p>12 Spline Pin Drive</p> 	<p>SD 12</p> <p>44.5 mm (1.95")</p> <p>470 mm (18.50")</p> <p>8 Spline</p> 	<p>QL 120</p> <p>69.5 mm (2.74")</p> <p>492 mm (19.37")</p> <p>12 Spline</p> 